Continue activities following the story – What's That? What Could it be?



By: **Mira Meir**
Illustrations: **Ora Ayal**
Publisher: כתר
Age Group: **Preschool (3-5)**

מִשְׂחָק

Reading together
שחקו במשחק בעקבות הספר "מי זה היה מה זה יהיה"!

מדפיסים
גוזרים
ומשחקים !

הורידו כאן את המשחק!

קְרִיאָה

Reading together
Where is the solution to this riddle? – This book was designed in such a way, that one page asks the riddle, and the next, provides the answer to it. You may want to ask your child to guess the answer before turning the page: completing the rhyme could help. No idea what it could be? Let your child turn the page and find out.



הַשְׁרָאָה

Pinterest

[suggestions for game cards and arts & crafts can be found on the PJLibrary Pinterest page.]



הַשְׁרָאָה

One last illustration

Look at the last illustration together. Illustrator Ora Ayal hid the answers to all the riddles in it. Are you able to find them? Can you recall a riddle associated with one of the details in this picture? You may enjoy trying to come up with a story containing as many of the answers to the riddles as you can.



מִשְׂחָק

Making up riddles

Choose an item, and use each round of the game to describe one of its characteristics. For instance: “It rolls”. Your child must discover which item you had in mind. Now switch.

You could ask your grandparents, friends, and relatives the riddles in this book. Perhaps they could even ask you some riddles, and see whether you were able to solve them.



מִשְׂחָק

A game of "what's missing?"

We have prepared some cards for you, which you can print out and use in this game of riddles, called “what’s missing?”

Lay out 3 or 4 cards. Now ask one of the players to close their eyes, and remove one

card. When the player whose eyes were shut opens them again, you can ask them a riddle to remind them which is the missing card.

Note – the number of cards you play with should depend on the child's ability.



www.pjisrael.org **More activities on the Pajama Library website**