

Continue activities following the story – Julia and the Leaves

ספריית פיג'מה



By: **Shalom Zuckerman**
illustrations: **Ron Levin**
הוצאה: מ' מזרחי
Age Group: **PRESCHOOL**

שיחה

Discussion

One could collect leaves, seashells, stones, napkins, marbles, dolls, or even... words. Do you, parents, also have similar collections, or had them when you were younger? You are more than welcome to tell your child about them, and invite them to take a look around them to see what else they could collect. You could start working on a brand new, joint collection right now!





יצירה

My treasures


A tin box, kettle, crate or shoebox could each become a home for beloved items. You could decorate your container of choice with newspaper cuttings, buttons, leaves, seashells, colorful sand, or any other suitable material that you may find at home or outdoors. Are you done? Is your container ready? Now's the time to fill it up with treasures.



השראה

Looking for similarities

One leaf looks like a feather, some stones look like eggs, and what shape is a pinecone? You may enjoy collecting leaves, stones, pinecones, or anything else you find around you, and... play: Take turns picking an item, and having the other players name objects to which it is similar.






לצאת החוצה

What's new around you?


What's new in your surroundings? Perhaps you could go outside and take a fresh look at the environment: Which animals will you come across? What colors and shapes are the leaves? What is happening up above in the sky, or down below on the ground? You may enjoy creating your own path, take a walk on it from time to time, and check what has remained the same, and what has changed.



השראה

Pinterest

[Pinterest](#) – Arts & crafts using leaves, treasures and collections are waiting for you on the Julia and the Leaves page on the PJLibrary Pinterest.



www.pjisrael.org More activities on the Pajama Library website