

By: **By Mirik Snir**
Illustrations: **Illustrations by Yonat Katzir Golan**
Publisher: מיריק שניר
Age Group: **Daycare (1-2)**

פִּתּוּחַ מְיֻמָּנוּיוֹת

What Should We Take on Our Walk?

Before heading out on a real or imaginary walk, you can talk with the children about what they'd like to bring. You can show toddlers different items and ask: "What should we take with us on our walk? A bottle? A hat? A blanket?", "How should we carry the apple? Let's put the apple **inside** the bag."



שֵׁמַע

Listen to the song
You can listen to the song on Miryk Snir's YouTube channel.



מִשְׂחָק

Inside Our Bag
Prepare a transparent bag with a few items and look at it together with the toddlers. Try to identify what's inside the bag, then take out one item at a time and lay it on a mat or blanket. Repeat the names of the items together and ask – what's left in the bag now? And what's left on the mat?



כְּלָלִי

What Disappears and What Remains
At the end of the meal, look together and check what happened to the food – which food "disappeared" completely, like the tomato? Which fruit or vegetable has a pit or seed left over, like the olives? Are there other parts left, like a peel? And what should we do with the trash?



הַמְחָזָה

I Went for a Walk... at Home!

Go for a walk along a “winding” path inside the house. You can say, “I went for a walk and arrived at the... kitchen!” or “We went for a walk and arrived at the... bed!”



פִּתּוּחַ מְיֻמָּנוּיוֹת

Winding Path

Prepare a winding path at the daycare. You can give toddlers a cloth bag with plastic “foods,” which they place at stops along the path, or the other way around – they collect them along the way.



לְצֵאת הַחוּצָה

Going on a Picnic

On a pleasant day, you can go on a picnic in the yard or around the daycare and give each toddler the items from the book – a tomato, a cucumber, a sandwich, and olives (pitted, of course). And most importantly – don't forget to bring the book!



פִּתּוּחַ מְיֻמָּנוּיוֹת

Sorting Games

Prepare a box full of different kinds of play items, such as animals, vegetables, and household objects. Invite the toddlers to collect something different into a bag each time – "Now let's go for a walk with... animals! Choose one animal from the box and put it in the bag."



שִׁלּוּב הַסֵּפֶר

Integrating the book into the daily rhythm of the daycare center

You can practice with the toddlers how to get ready to go outside: “We’re going out to the yard soon. What do we need to prepare? What would we like to take with us?”

And when moving from place to place in the daycare, you can say: “I went for a walk along the winding path, to... the Gymboree! Who’s coming after me?”



www.pjisrael.org **More activities on the Pajama Library website**